

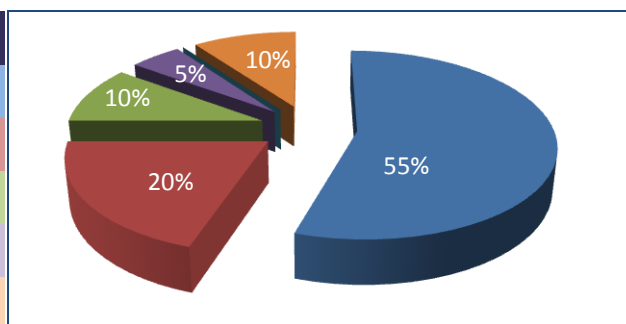


PIE Portfolio 6 Balanced Mandate

- Objective:** To achieve a consistent, and if appropriate, tax advantaged annual return with minimal downside risk.
- Strategy:** The Balanced Portfolio intends to deliver on its objective through its holding of the PIE Income fund which invests in four distinct income producing strategies. The strategies include; 1) cash and fixed income, 2) preferred shares, 3) income trusts and 4) option writing. The portfolio also provides some upside potential through investments in the PIE Canadian Equity Fund, PIE US Equity Fund, PIE International Equity Fund and the PIE Alternative Strategies Fund. Portfolio re-balancing is intended to realign the portfolio bringing it back into line with its initial mandate.
- Investor:** This portfolio is suitable for investors seeking a portfolio that is balanced between growth and income with average downside risk.
- Liquidity:** Funds are available for withdrawal and are not subject to deferred sales charges.
- Reporting:** Investors with minimum accounts of \$25,000 will receive Quarterly Reviews.

PORTFOLIO COMPOSITION

Mutual Fund	Weight (%)	Fund Risk	Std Dev
PIE Income Fund	55.00%	Low	3.40%
PIE Canadian Equity Fund	20.00%	Medium	16.60%
PIE US Equity Fund	10.00%	Medium	14.10%
PIE International Equity Fund	5.00%	Medium	14.20%
PIE Alternative Strategies Fund	10.00%	Medium	13.50%

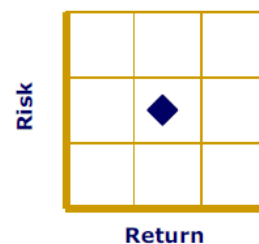


ADDITIONAL INFORMATION

	Series A	Series F	Series I
Management Fee	1.80%	1.80%	0.30%
Fund Codes	Fund Codes		
PIE Income Fund	TCG 440	TCG 540	TCG 640
PIE Canadian Equity	TCG 441	TCG 541	TCG 641
PIE US Equity Fund	TCG 442	TCG 542	TCG 642
PIE International Equity Fund	TCG 443	TCG 543	TCG 643
PIE Emerging Markets Equity Fund	TCG 444	TCG 544	TCG 644
PIE Alternative Strategies	TCG 445	TCG 545	TCG 645

PORTFOLIO RISK PROFILE

Objectives		Risk Tolerance	
Safety	25%	Low	0%
Income	25%	Low-Mid	90%
Balanced	10%	Medium	5%
Growth	40%	Mid-High	5%
		High	0%



TIME HORIZON - 5 + YEARS

This is a lower risk portfolio with a medium time horizon. Investors in this model should experience below average volatility, allowing for withdrawals as required.

REAL WORLD CONSERVATIVE INDEX

Croft Financial Group uses the “Croft RealWorld Indexes” as passive benchmarks. These are three globally diversified index-based portfolios based on the FPX Indexes originally co-developed by Richard Croft.

These indexes are diversified by asset mix and geographic region, and are rebalanced semi-annually. What makes these benchmarks different is that they are investable, and they include a basket of index-based exchange traded funds. The Croft RealWorld Indexes take the process a step further and adjust the FPX Indexes for a 1% management fee, about the average fee paid by Canadian investors for portfolio management.

BENCHMARK CHARACTERISTICS

Unambiguous	The Components are clearly specified
Appropriate	It is consistent with your portfolio objectives
Measurable	Performance can be established frequently
Current	It is based on marketable securities
Investable	It can be replicated and the components can be purchased separately

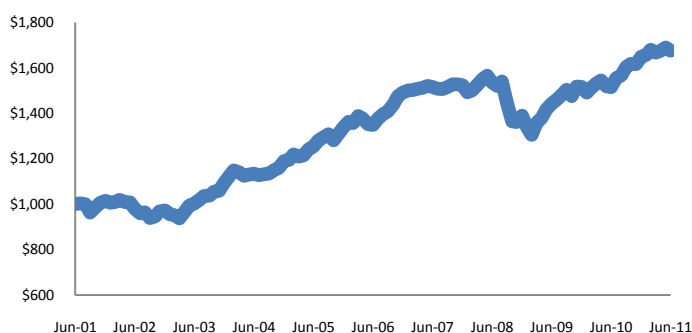
BENCHMARK COMPOSITION

Government of Canada Treasury Bills	10%
Government of Canada Laddered Bonds	40%
iShares CDN LargeCap 60 Index Fund	25%
Five country-specific iShares ETFs	15%
S&P 500 Depository Receipts	5%

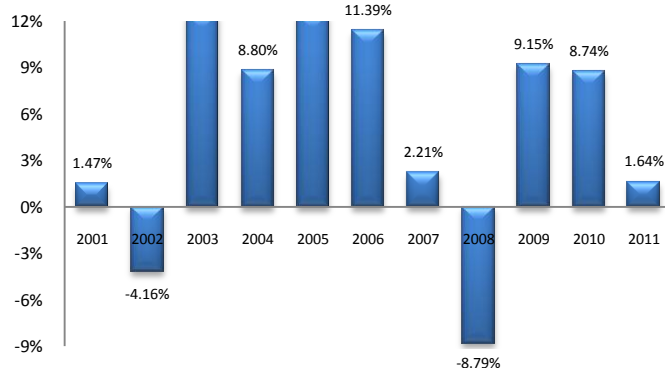
BENCHMARK STATISTICS (10 YEARS)

Compound Annual Returns	5.30%
Annual Standard Deviation	5.99%
Sharpe Ratio	0.800
Maximum % Up	4.08%
Maximum % Up	-6.19%
Average % Up	1.39%
Average % Down	-1.46%
Number of Up Months	80
Number of Down Months	41

BENCHMARK CUMULATIVE PERFORMANCE



BENCHMARK ANNUAL PERFORMANCE



All metrics as at June 30, 2011. The PIE Funds are offered by prospectus by PIE Portfolio Index Evolution Corporation, which is related, connected, and managed by R.N. Croft Financial Group Inc., which also acts as investment advisor to the Fund. Performance is not guaranteed. Portfolio values change frequently, and past performance may not be repeated.